



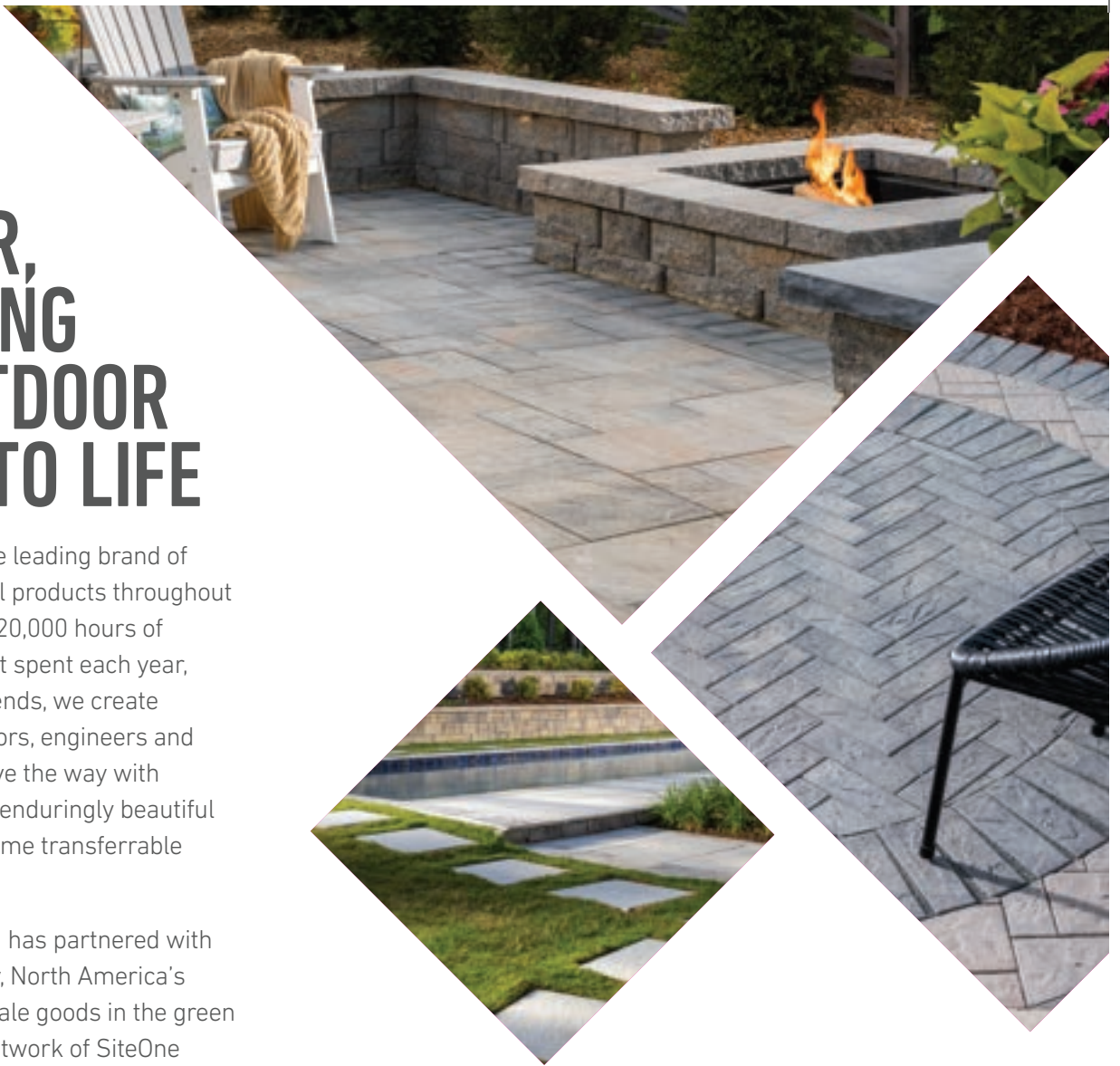
IN-STOCK
PRODUCTS



TOGETHER, LET'S BRING YOUR OUTDOOR DREAMS TO LIFE

Belgard® has long been the leading brand of pavers and landscape wall products throughout North America. With over 20,000 hours of research and development spent each year, we don't just follow the trends, we create them. Trusted by contractors, engineers and homeowners alike, we pave the way with unmatched expertise and enduringly beautiful products backed by a lifetime transferrable limited warranty.

For over 20 years, Belgard has partnered with SiteOne® Landscape Supply, North America's largest supplier of wholesale goods in the green industry. Our combined network of SiteOne Preferred Partners and Belgard Authorized Contractors provide superior craftsmanship using Belgard products. Together, we can create a stunning outdoor space that will enhance your home and the time you spend there. You've been dreaming about it. It's time to make that dream a reality.



IN-STOCK PRODUCTS

IN-Stock Benefit

You'll have full confidence with our IN-Stock products for anything you need to finish your project worry free.

Whether you're designing, bidding, or installing, SiteOne will have what you need.

ORDER-IN PRODUCTS

Order-IN Program

For all other products featured in the Belgard Catalog, take advantage of our Order-IN Program and have them delivered quickly.

See associate for details.

■ **Concord, NC - #77**
1161 Biscayne Dr.
Concord, NC 28027
Phone: (704) 262-7855

■ **Westinghouse, NC - #802**
1625 E. Westinghouse Rd.
Charlotte, NC 28273
Phone: (704) 821-2426

■ **Cornelius, NC - #662**
18500 Starcreek Dr.
Cornelius, NC 28031
Phone: (704) 892-3295

■ **Indian Trail, NC - #803**
115 Corporate Blvd.
Indian Trail, NC 28079
Phone: (704) 684-4971

■ **Gastonia, NC - #732**
3809 S. New Hope Rd.
Gastonia, NC 28056
Phone: (704) 823-0044

■ **Mooresville, NC - #90**
214 Transco Rd.
Mooresville, NC 28117
Phone: (704) 821-2426

■ **Newton, NC - #736**
2067 Fairgrove Church Rd.
Newton, NC 28658
Phone: (828) 464-8101

WALKWAYS, PATIOS, DRIVEWAYS, POOLS


CAMBRIDGE COBBLE®




⦿ ABOUT

Both durable and adaptable, Cambridge Cobble® offers a more tailored, architectural look with its gently rounded corners and domed pillow top surface.

💧 AVAILABLE COLORS




APPALACHIAN
2PC ■ ■ ■ ■ ■ ■
6X9 ■ ■ ■



ARCTIC
2PC ■ ■ ■ ■ ■ ■



AVONDALE
2PC ■ ■ ■ ■
6X9 ■ ■ ■



COBBLE BLEND
2PC ■ ■ ■ ■
6X9 ■ ■ ■ ■ ■



SAVANNAH
2PC ■ ■ ■ ■ ■ ■
6X9 ■ ■ ■ ■ ■

- Westinghouse - #802
- Indian Trail - #803
- Mooresville - #90
- Concord - #77
- Cornelius - #662
- Gastonia - #732
- Newton - #736

DIMENSIONS™ 12 & ACCENT

WALKWAYS, PATIOS, POOLS




AVAILABLE COLORS




HATTERAS
3PC ■ ■ ■ ■ ■



MAGNOLIA
3PC ■ ■ ■ ■ ■



SAVANNAH
3PC ■ ■ ■ ■ ■



MIDNIGHT
3x9 ACCENT ■ ■ ■ ■ ■

ABOUT


Dimensions™ 12 delivers modular design flexibility and a modern aesthetic. The three-piece system (6x12, 12x12, 12x18) offers a multitude of laying patterns and is ideal for walkways and patios.

DIMENSIONS™ 18 & ACCENT

WALKWAYS, PATIOS, POOLS




AVAILABLE COLORS




HATTERAS
3PC ■ ■ ■ ■ ■



MAGNOLIA
3PC ■ ■



SAVANNAH
3PC ■



MIDNIGHT
3x9 ACCENT ■ ■ ■ ■ ■

ABOUT

Dimensions™ 18 delivers modular design flexibility and a modern aesthetic. The three-piece system (9x18, 18x18, 27x18) offers a multitude of laying patterns and is ideal for walkways and patios.

Westinghouse - #802

Indian Trail - #803

Mooreville - #90

Concord - #77

Cornelius - #662

Gastonia - #732

Newton - #736

WALKWAYS, PATIOS, DRIVEWAYS, POOLS

DUBLIN COBBLE®



ABOUT

A true classic, Dublin Cobble® has a gently distressed surface and antiqued edges which offer a timeless sophistication and features a wide array of shapes,

AVAILABLE COLORS



WALKWAYS, PATIOS, DRIVEWAYS, POOLS


HOLLAND STONE



ABOUT

With its simple shape and utilitarian appeal, Holland Stone is a practical choice for a variety of residential and commercial installations. Its exceptional strength and durability combined with a range of captivating color blends add to Holland's popularity.

AVAILABLE COLORS




ORIGINS™ 6 & ACCENT


WALKWAYS, PATIOS, POOLS




AVAILABLE COLORS




ASH
3PC ■ ■ ■



PALMICO
3PC ■ ■ ■



SUMMIT
3PC ■ ■ ■



MIDNIGHT
3X9 ACCENT ■ ■
6X6 ACCENT ■ ■

ABOUT

Origins™ 6 three-piece system (3x6, 6x6, 9x6) plus accent pieces emulates the look and texture of natural stone with the convenience of modular sizing.

ORIGINS™ 12 & ACCENT


WALKWAYS, PATIOS, POOLS




AVAILABLE COLORS




ASH
3PC ■ ■ ■



PALMICO
3PC ■ ■ ■



SUMMIT
3PC ■ ■ ■



MIDNIGHT
3X9 ACCENT ■ ■
6X6 ACCENT ■ ■

ABOUT

Origins™ 12 three-piece system (6x12, 12x12, 18x12) plus accent pieces emulates the look and texture of natural stone with the convenience of modular sizing.

Westinghouse - #802

Indian Trail - #803

Mooreville - #90

Concord - #77

Cornelius - #662

Gastonia - #732

Newton - #736

WALKWAYS, PATIOS, POOLS


ORIGINS™ 18 & ACCENT




ABOUT

Origins™ 18 three-piece system (9x18, 18x18, 27x18) plus accent pieces emulates the look and texture of natural stone with the convenience of modular sizing.

AVAILABLE COLORS



ASH
3PC



SUMMIT
3PC



MIDNIGHT
3X9 ACCENT
6X6 ACCENT

WALLS, CAPS & MORE

WALLS, STEPS & MORE

CASTLEMANOR® GRANA & WESTGATE COPING CAP



ABOUT

Castlemanor® Grana exudes old world charm with its rustic finish and earth tone blends. The Westgate Coping Cap is the perfect finishing touch.

AVAILABLE COLORS



COLONIAL
WALL
WG CAP



OXFORD
WALL
WG CAP



CASTLEMANOR
DOWELS

- Westinghouse - #802
- Indian Trail - #803
- Mooresville - #90
- Concord - #77
- Cornelius - #662
- Gastonia - #732
- Newton - #736

DIAMOND PRO® PS WALLS & MORE

WALLS, STEPS



AVAILABLE COLORS



OXFORD

- WALL
- CRN
- CAP

SHEFFIELD

- WALL
- CRN
- CAP

TIMBERLINE

- WALL
- CRN
- CAP

ABOUT


Architects, engineers and contractors choose the Diamond Pro® retaining wall system to create flexible, cost effective solutions for a broad range of commercial and residential retaining wall projects.

DIAMOND PRO® 9D WALLS & MORE

WALLS, STEPS



AVAILABLE COLORS



GREY

- WALL

SHEFFIELD

- WALL

TIMBERLINE

- WALL

ABOUT

The Diamond Pro® 9D retaining wall system is an ideal choice for large-scale projects. With a rough-hewn face style, it gives landscapes substance and stability.

- Westinghouse - #802
- Indian Trail - #803
- Mooreville - #90
- Concord - #77
- Cornelius - #662
- Gastonia - #732
- Newton - #736

WALLS, STEPS

HIGHLAND® SRW



Ⓢ ABOUT

Highland® SRW is the perfect selection for residential projects. With a rough-hewn face style, it gives landscapes substance and stability while maintaining sustainability.

🔥 AVAILABLE COLORS



OXFORD

WALL 
 CRN 
 CAP 



SHEFFIELD

WALL 
 CRN 
 CAP 



TIMBERLINE

WALL 
 CRN 
 CAP 

WALLS, STEPS, FIRE PITS, COLUMNS, KITCHENS


MELVILLE™ WALL



Ⓢ ABOUT


The Melville™ freestanding and garden wall system is comprised of a double-sided wall unit, along with a matching cap. All system components feature a simplistic design with modern, smooth faces and subtle chamfers.

🔥 AVAILABLE COLORS





BLUESTONE

WALL 
 CAP 



HATTERAS

WALL 
 CAP 



SAVANNAH

WALL 
 CAP 

Westinghouse - #802

Indian Trail - #803

Mooreville - #90

Concord - #77

Cornelius - #662

Gastonia - #732

Newton - #736

WESTON STONE™

WALLS, STEPS, COLUMNS, KITCHENS, FIRE PITS



AVAILABLE COLORS



COLONIAL



OXFORD



ABOUT

The flexibility of Weston Stone™ is unmatched. Its natural stone appearance allows for a wide range of applications and design options.

ANGLIA EDGER®

DRIVEWAYS, PATIOS, WALKWAYS, FLOWERBEDS



AVAILABLE COLORS



COTSWOLD MIST



GASCONY TAN



ABOUT

A natural chiseled finish and tapered ends accentuate the natural texture and flexibility of the Anglia Edger®. The large multi-size units of the Anglia Edger create a natural-looking curb with a minimal number of joints.

- Westinghouse - #802
- Indian Trail - #803
- Mooreville - #90
- Concord - #77
- Cornelius - #662
- Gastonia - #732
- Newton - #736

EASTWOOD COPING

POOLSCAPES, GARDEN WALLS & LEVEL CHANGES




AVAILABLE COLORS



GRAY
60MM ■■



HATTERAS
60MM ■■




SLATE
60MM ■■

ABOUT

Eastwood Coping features a large shape, a bullnosed edge and an array of distinctive color blends to add a striking finished look to poolscapes, garden walls, level changes and more.

LANDSCAPING SAND & MUDSET

Techniseal® NextGel™ JOINTING SAND



IVORY ■




GRANITE ■■■



TAN ■■

Techniseal® NOCO™ "NO COMPACTION" POLYMERIC JOINT



IRON GREY ■■■



DESERT TAN ■■■■

Techniseal® DriBond™ ADVANCED DRY MUDSET





BELGARD
PAVES THE WAY™



SiteOne
STONE CENTER

PALLET
INFORMATION



■ **Westinghouse, NC - #802**
1625 E. Westinghouse Rd.
Charlotte, NC 28273
Phone: (704) 821-2426

■ **Indian Trail, NC - #803**
115 Corporate Blvd.
Indian Trail, NC 28079
Phone: (704) 684-4971

■ **Mooresville, NC - #90**
214 Transco Rd.
Mooresville, NC 28117
Phone: (704) 821-2426

■ **Concord, NC - #77**
1161 Biscayne Dr.
Concord, NC 28027
Phone: (704) 262-7855

■ **Cornelius, NC - #662**
18500 Starcreek Dr.
Cornelius, NC 28031
Phone: (704) 892-3295

■ **Gastonia, NC - #732**
3809 S. New Hope Rd.
Gastonia, NC 28056
Phone: (704) 823-0044

■ **Newton, NC - #736**
2067 Fairgrove Church Rd.
Newton, NC 28658
Phone: (828) 464-8101

PLEASE NOTE: We have made every effort to represent the color of the product accurately in our marketing materials and on our website. The color of the products can vary. The final aesthetic of any project will be governed by the artistic installation of the contractor.

Belgard.com

SiteOne.com/Hardscapes

©2023 Oldcastle® APG, Inc. All Rights Reserved. BEL22-D-20050-CHARLOTTE